

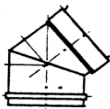
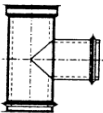

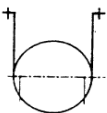
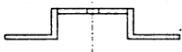

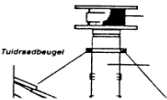
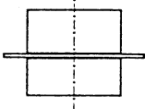
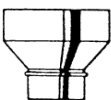


# DUBBELWANDIGE SCHOORSTEENELEMENTEN INOX

ARTIKEL	Ø BUITENDIAMETER = + 50 mm	CODE	125	150	175	200	250
STORMKRAAG							
DUBBELWANDIGE BOCHT 30°							
DUBBELWANDIGE BOCHT 45°							
DUBBELWANDIG T-STUK 90° incl. roetdop							
DUBBELWANDIG T-STUK 45° incl. roetdop							
MUURBEUGELS							
DAK BEVESTIGING BEUGEL							
VERDIEP ONDERSTEUNING BEUGEL							
TUIDRAAD BEUGEL BOVENDAKS							
AANSLUITSTUK enkel naar dubbel stijgend							
VERLOOP STUKKEN			130-125	130-150	180-175	200- Ø200	